







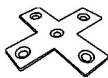


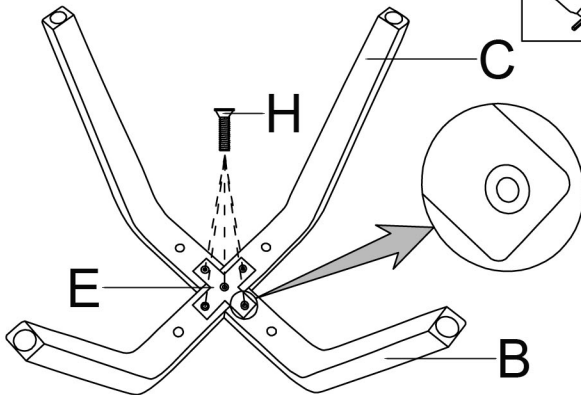



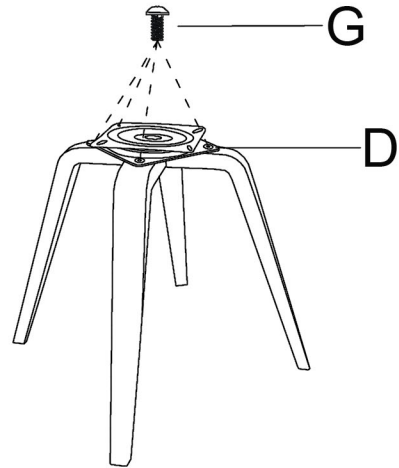
Assembly Instruction

A*1		F*2+1EXT	 M6*16MM
B*1		G*6+1EXT	 M6*20MM
C*1		H*5+1EXT	 M6*30MM
D*1		I*2	
E*1		L*1	 M4-M6

STEP 1

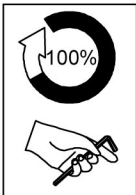
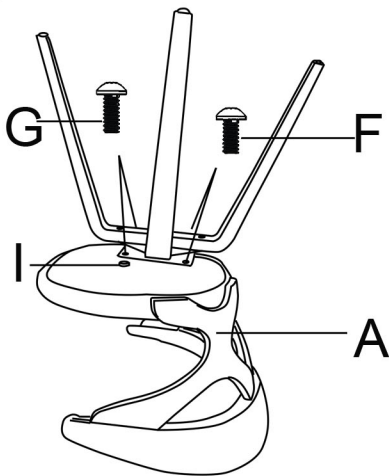


STEP 2



Fasten All screws indicate on Step 1

STEP 3



STEP 4

