










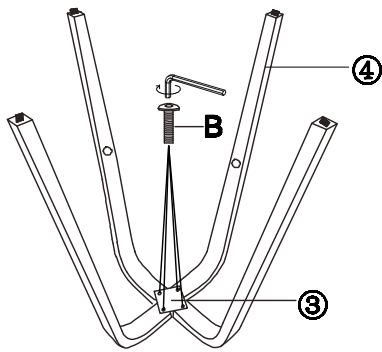



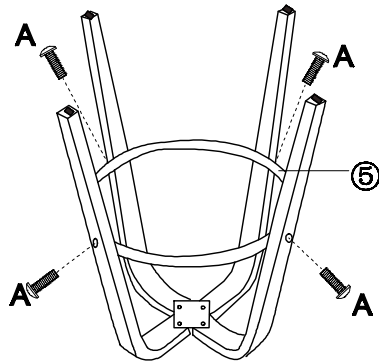
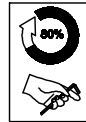
Assembly Instruction

①*1pc		A*4+1EXT	 M6*25MM
②*1pc		B*10+1EXT	 M6*20MM
③*1pc		C*2+1EXT	 M6*16MM
④*4pcs		D*2	
⑤*1pc		E*4	
		G*1	 M6

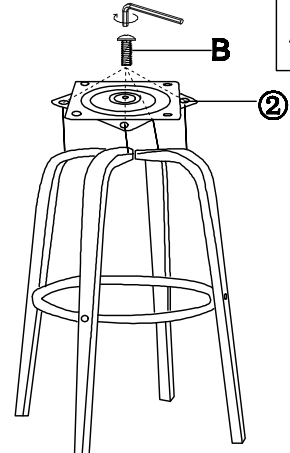
STEP1



STEP2

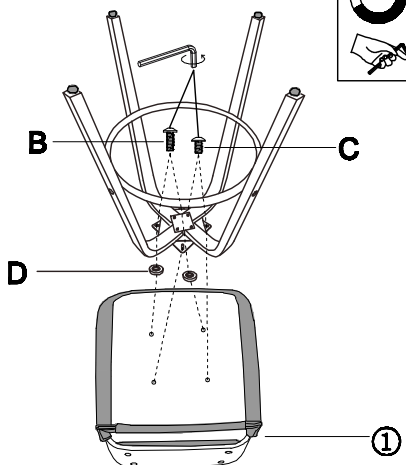



STEP3

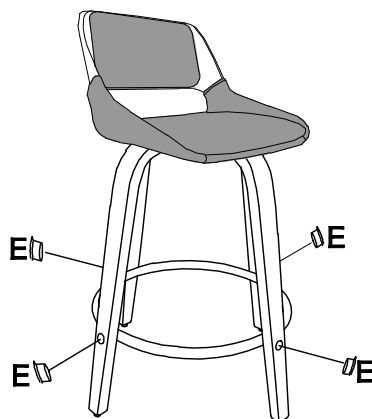


Fasten All screws indicate on Step 1 & Step 2.

STEP4



STEP5



STEP6

